

CLO001 & CLO002

Cabinet Locks Surface Mounted

CLO001 & CLO002 DESCRIPTION

The **LOX** CL-Series Cabinet Locks are designed to fit into cabinets and lockers with hinged, double action (swing through) or sliding doors. They can be mounted from either the front or side of the door and come factory-set as Fail-Secure. They can be field changed to Fail-Safe if required.

The **CLO001 & CLO002** Cabinet Locks are suitable for surface mount installation on all types of cabinets or lockers.



SPECIFICATIONS

CLO001	SURFACE MOUNT CABINET LOCK NON MONITORED (200MM CABLE)
CLO001-12-8	SURFACE MOUNT CABINET LOCK NON MONITORED (8M CABLE)
CLO002	SURFACE MOUNT CABINET LOCK MONITORED (200MM CABLE)
HOLDING STRENGTH	UP TO 150KG
MONITORING	CLO002 ONLY - LOCK STATUS (LSS) & DOOR STATUS (DSS)
VOLTAGE/CURRENT	CLO001-12-8 - 12VDC = 190mA CLO001 - DUAL VOLTAGE 12/24VDC 12VDC = 190mA 24VDC = 90mA CLO002 - DUAL VOLTAGE 12/24VDC 12VDC = 200mA 24VDC = 100mA

LOX
LOCKING

LOX LOCKING PTY LTD | www.loxlocking.com.au

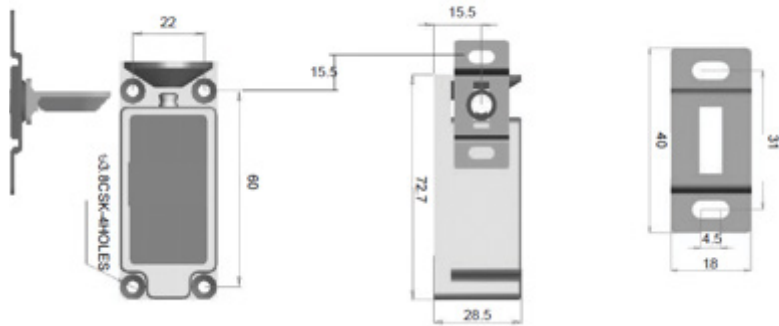
LOX[®]

CLO001 & CLO002

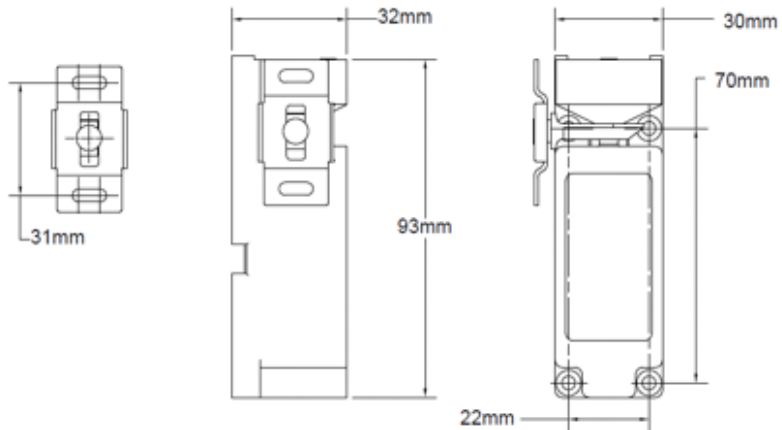
Cabinet Locks Surface Mounted

PRODUCT DIMENSIONS

CL0001 & CL0001-12-8



CL0002



Dimensions (mm)

THREE VERSIONS AVAILABLE

■ CLO001

Has a 200mm connection cable and operates on 12 or 24 Volts DC

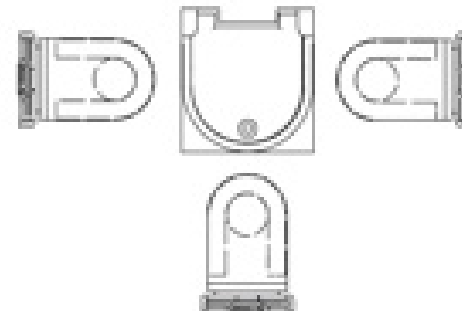
■ CLO001-12-8

Operates on 12 Volt DC only and has an 8 metre connection cable

■ CLO002

Has a door monitoring function (locking pin monitoring and door status monitoring) and a 200mm connection cable. It operates on 12 or 24 Volt DC.

TOP-VIEW MOUNTING OPTIONS CL0001 & CL0002



LOX
LOCKING

LOX LOCKING PTY LTD | www.loxlocking.com.au

LOX[®]